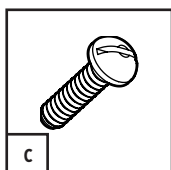
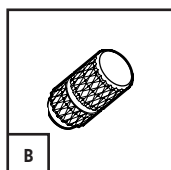
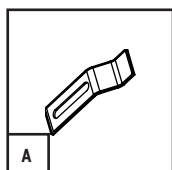


## INSTALLATION

### Rectangular Undermount Sink



#### PARTS



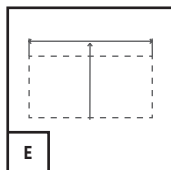
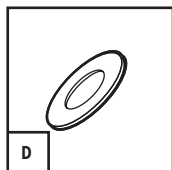
**A** Undermount Clips x4

**B** Thresded Knurl x4

**C** Machine Screw x4

**D** Washer x4

**E** Template x1



#### INSTALLATION TIPS

Luxart suggests using a locally licensed plumber for installation.

## Installation

1. Check the desired placement of the lavatory sink and allow space for faucet and plumbing installation. Carefully position and trace the template on the countertop as directed on the template (**FIGURE 1**). Mark the faucet hole center line on the countertop in relation to the center of the drain hole (**FIGURE 2**).

**Note:** It is recommended that cutouts in marble or stone countertops be made by a professional

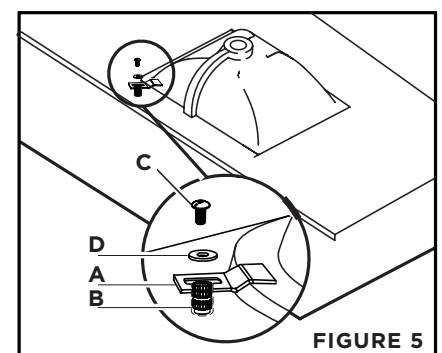
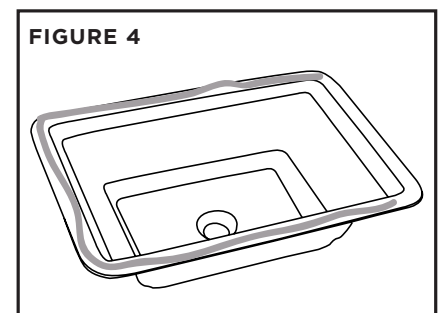
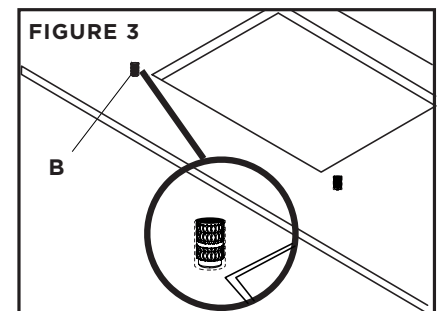
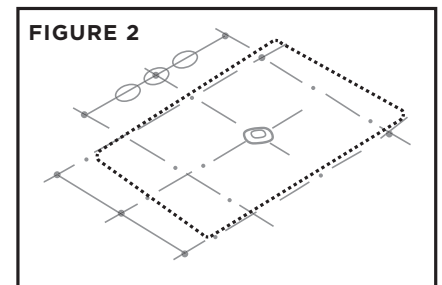
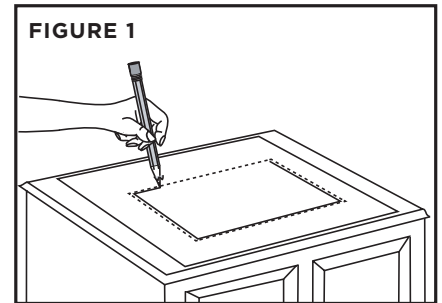
2. Using the template as a guide, mark the four-hole locations for the mounting hardware underneath the countertop. Using a  $\frac{5}{16}$ " diamond bit, drill a  $\frac{1}{2}$ " deep hole in each location. Clean the holes and apply quick set epoxy. Place one threaded knurl into each hole and allow to cure for the amount of time required according to the epoxy manufacturer's directions (**FIGURE 3**).

**Note:** It is recommended this be done by a professional for marble and granite countertops.

3. Make sure the surface to be sealed is clean, dry, soap free, oil free, and grease free. Apply a continuous bead of quality sealant around the top side of the sink rim near the edge (**FIGURE 4**).

**Note:** It is recommended to practice the proper positioning two or three times before applying sealant.

4. With the countertop positioned upside-down, center the sink over the cutout. Firmly press the sink onto the countertop, and immediately wipe off excess sealant. Attach the undermount clips to the threaded knurl in the countertop using the machine screws and washers to hold sink in place (**FIGURE 5**). Allow the sealant to set for 30 minutes before proceeding. Flip the countertop right-side up and install it onto the cabinet.





Beauty in every detail.

Luxart® products will be covered by Foremost Groups, Inc.'s limited warranty. It is as follows: Foremost warrants its products to be free from defects in material or workmanship (Vitreous China) and 1 year (Parts and Fittings) from the date of purchase original purchaser.

If inspection of this plumbing product, within 5 years (china product) or 1 year (fittings) after its initial purchase, confirms that it is defective in materials or workmanship, Foremost will repair or at its option, exchange the product for a similar model. Foremost provides no warranties or guarantees beyond those in this Limited Foremost

This limited warranty applies only to the original purchaser and installation. De-installation and re-installation and transportation costs or charges incidental to warranty services are to be borne by the owner. In no event will Foremost® be liable for replacement of any installation materials, including but not limited to, tiles, marble etc. Foremost will not be responsible for and this warranty does not cover and specifically excludes any liability to the purchaser or any third party for consequential or incidental damages, all which are hereby expressly disclaimed, or the extension beyond the duration of any implied warranties, including those of merchantability or fitness for an intended purpose.

This warranty does not apply to local building code compliance. Since local building codes vary considerably, the purchaser of this product should check with a local building contractor to ensure local code compliance before installation.

Foremost shall not be responsible or liable for any failure or damage to its toilet tank trim, plumbing fittings, or china products caused by the use of either chloramines, high concentration of chlorine, lime/iron sediments and/or other minerals not removed from public water during the treatment of public water supplies or caused by toilet tank type cleaners containing chlorine, calcium hypochlorite, and /or other chemicals.

This warranty is void if the product has been moved from its initial place of installation, has been subjected to faulty maintenance, abuse, misuse, accident, or other damage, or if it has not been installed in accordance with Foremost's instructions; or if it has been installed in a manner inconsistent with the product as shipped by Foremost.

NOTE: Some states or provinces do not allow the limitations on an implied warranty, and some states/provinces do not allow exclusions or limitations regarding incidental damages, so the above limitations may not apply to you. This warranty gives no rights, and you may have other rights, which vary from state to state or province to province. No person is authorized to change, add to, or create any warranty or obligation forth herein.

\*Effective July 1, 2023, due to an update in California law, the start date for product warranties will now be aligned with the date of delivery of the product. This change is for all Luxart products purchased on or after July 1, 2023 by California consumers. (California Legislative Information AB-2912)