

MultiBox™, Washing Machine Outlet Box & Aux. Drain Box System with Quarter Turn Valves



Product Specifications

Product Features:

- Furnish and install MultiBox™ Washing Machine Outlet Box and Auxiliary Drain Box System
- Boxes may be inter-connected or installed separately
- Valve box includes DWV drain to capture hose leaks, while the drain box contains 2" drain with integrated knock-out for DWV testing
- Unit shall be MAINLINE® product code checked below, as manufactured by IPS Corporation

Box/Frame Material:

- PVC



Valve:

- Qtr. Turn Valves with Sweat, CPVC, PEX or Wirsbo connection as checked below
- Valves comply with ASME A112.18.1/CSA B125.1-05

Available Accessories:

- Water Softener Adapter
- Condensate Adapter
- 3 Universal Faceplates: Open, Solid and Louvered Stabilizer Bar

Certifications:

- Box 
- Valve 



To Submit	Product Code #	Product Description	Model #	Units/Case
	ML82910	Two Box WMOB System, Qtr-turn Valves, 1/2" Sweat Connection	MB1200CP	10
	ML82911	Two Box WMOB System, Qtr-turn Valves, 1/2" CPVC Connection	MB1201CP	10
	ML82912	Two Box WMOB System, Qtr-turn Valves, 1/2" PEX Connection	MB1202CP	10
	ML82913	Two Box WMOB System, Qtr-turn Valves, 1/2" Wirsbo Connection	MB1211CP	10

Warranty

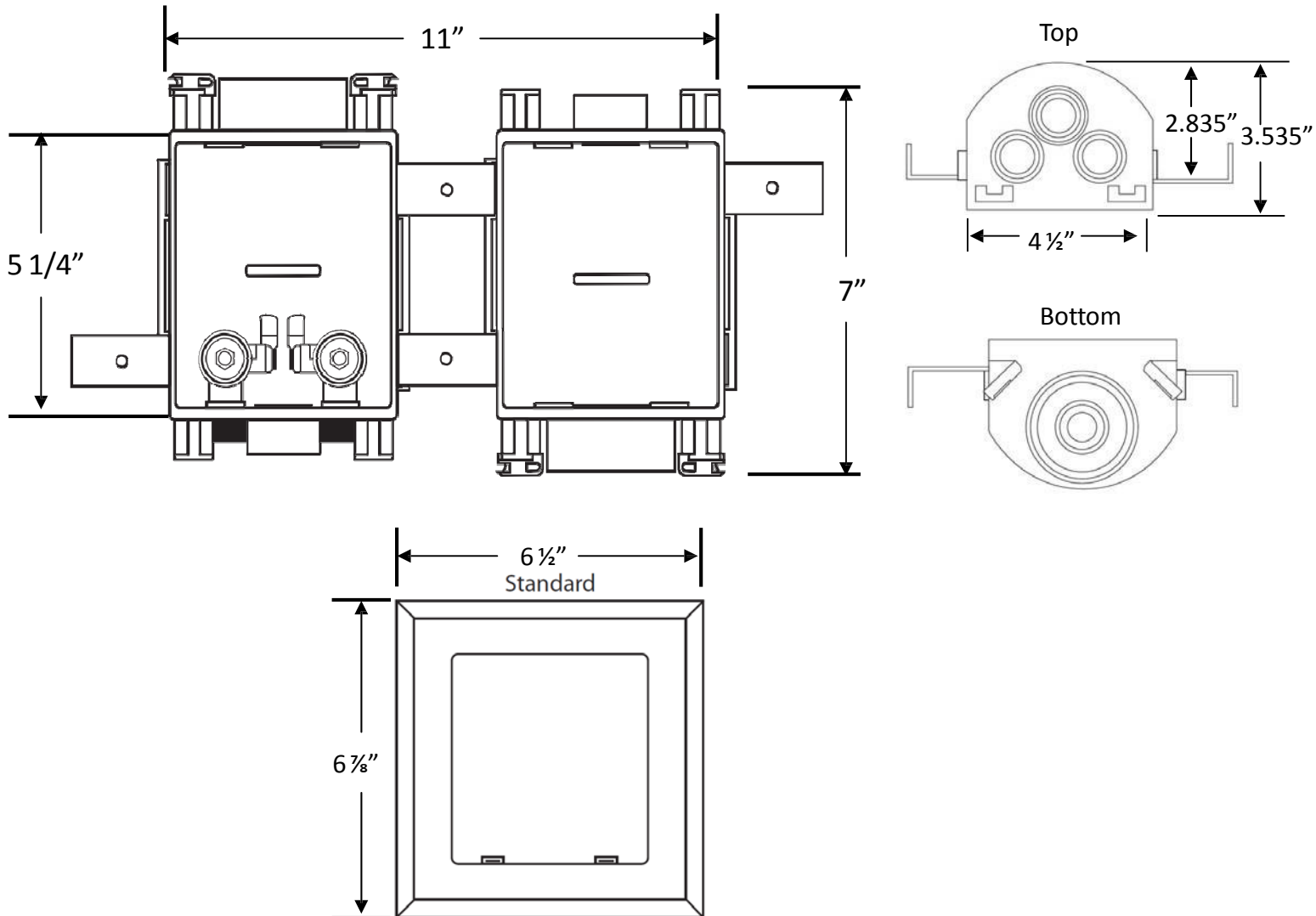
See warranty information for more details.

All dimensions listed are nominal. MAINLINE® reserves the right to make product and material changes at any time without notice.

Contact your sales representative for more information or visit our website at mainlinecollection.com

MultiBox™, Washing Machine Outlet Box & Aux. Drain Box System with Quarter Turn Valves

Product Specifications



Warranty

See warranty information for more details.

All dimensions listed are nominal. MAINLINE® reserves the right to make product and material changes at any time without notice.

Contact your sales representative for more information or visit our website at mainlinecollection.com