

## Fig. 69

## Adjustable Swivel Ring, Tapped Per NFPA Standards

**Size Range:** 1/2" through 8"

**Material:** Carbon steel

**Finish:** Strap is Pre-Galvanized Zinc Material. Nut is Zinc Plated.

**Service:** Recommended for suspension of non-insulated **stationary** pipe line.

**Maximum Temperature:** 450° F

**Approvals:** Complies with Federal Specification A-A-1192A (Type 10), WW-H-171-E (Type 10), and ANSI/MSS SP-58 (Type 10). UL Listed and FM Approved (Sizes 3/4" - 8").

**Features:**

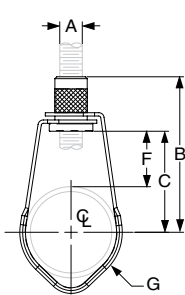
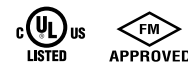
- 1/2" - 2" sizes designed for use with steel and CPVC piping and manufactured with FBC System Compatible oil.
- Threads are countersunk so that they cannot become burred or damaged.
- Knurled swivel nut provides vertical adjustment after piping is in place.
- Captured swivel nut in the 1/2" through 6" sizes. The capture is permanent in the bottom portion of the band, allowing the hanger to be opened during installation if desired, but not allowing the nut to fall completely out.

**Ordering:** Specify size, figure number and name.

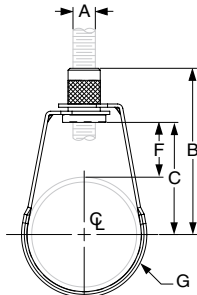
**Non-captured nut also available upon request.**



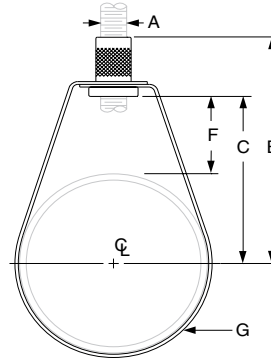
1/2" through 2" Size  
Rounded Edge Design



1/2" through 1" pipe



1 1/4" through 2" pipe



2 1/2" through 8" pipe



2 1/2" through 8" Size

**FIG. 69: LOADS (LBS) • WEIGHT (LBS) • DIMENSIONS (IN)**

| Pipe Size | Max Load | Weight | Rod Size A | B       | C       | F      | G Width |
|-----------|----------|--------|------------|---------|---------|--------|---------|
| 1/2       | 300      | 0.10   | 3/8        | 2 7/8   | 2       | 1 9/16 | 5/8     |
| 3/4       |          | 0.10   |            | 2 3/4   | 1 7/8   | 1 5/16 |         |
| 1         |          | 0.10   |            | 2 9/16  | 1 11/16 | 1      |         |
| 1 1/4     |          | 0.10   |            | 2 5/8   | 1 3/4   | 7/8    |         |
| 1 1/2     |          | 0.10   |            | 2 3/4   | 1 7/8   | 1 1/8  |         |
| 2         | 525      | 0.11   | 1/2        | 3 1/4   | 2 3/8   | 1 1/8  | 3/4     |
| 2 1/2     |          | 0.20   |            | 4       | 2 3/4   | 1 5/16 |         |
| 3         |          | 0.20   |            | 3 13/16 | 2 15/16 | 1 3/16 |         |
| 4         |          | 0.30   |            | 4 11/16 | 3 13/16 | 1 9/16 |         |
| 5         | 1,000    | 0.54   | 1/2        | 5 5/16  | 4 3/8   | 2 1/4  | 3 1/4   |
| 6         |          | 0.65   |            | 6 11/16 | 5 9/16  |        |         |
| 8         |          | 1.00   |            | 8 9/16  | 7 9/16  |        |         |

### PROJECT INFORMATION

### APPROVAL STAMP

|                        |  |
|------------------------|--|
| <b>Project:</b>        | <input type="checkbox"/> Approved          |
| <b>Address:</b>        | <input type="checkbox"/> Approved as noted |
| <b>Contractor:</b>     | <input type="checkbox"/> Not approved      |
| <b>Engineer:</b>       | <b>Remarks:</b>                            |
| <b>Submittal Date:</b> |  |
| <b>Notes 1:</b>        |  |
| <b>Notes 2:</b>        |  |